

Broil King®

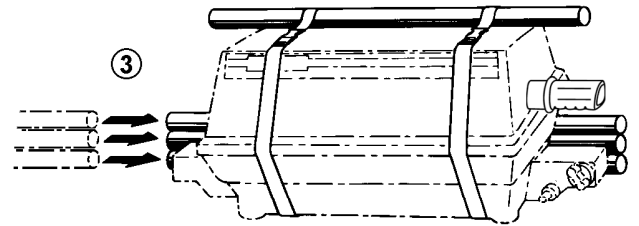
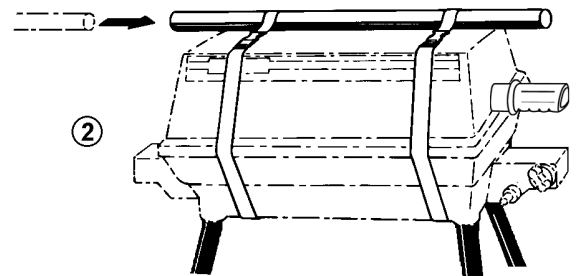
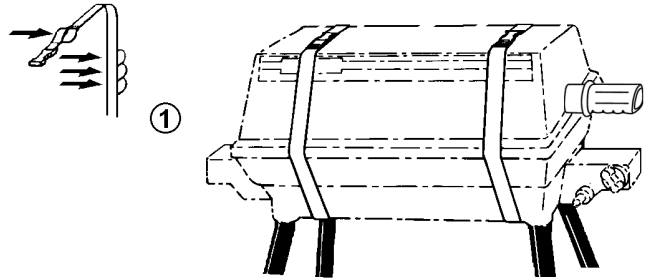

PORTA-CHEF BARBECUES

ASSEMBLY MANUAL & PARTS LIST

MANUEL DE MONTAGE & LISTE DE PIÈCES

Broil King

422-32
422-33
422-34



Broil King

422-62
422-63
422-64



RETAIN FOR FUTURE REFERENCE

VEUILLEZ CONSERVER POUR REFERENCE ULTERIEURE

Onward
MANUFACTURING COMPANY
585 KUMPF DRIVE
WATERLOO, ONTARIO, CANADA
N2V 1K3

SINCE 1906

LIMITED

1

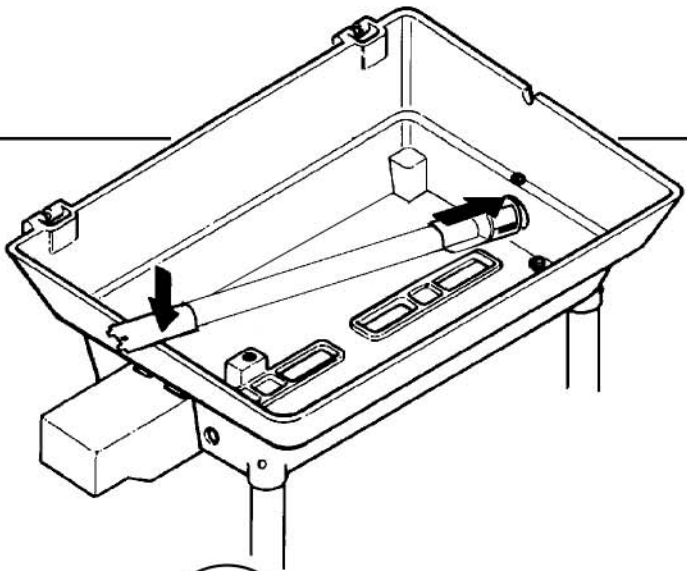
(2) **A** (4) **B** (4) **C**

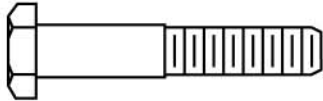
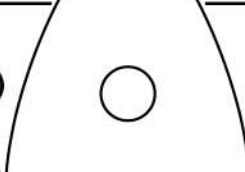
2

3

(1)

4



5 (1)  (1)  (1) 